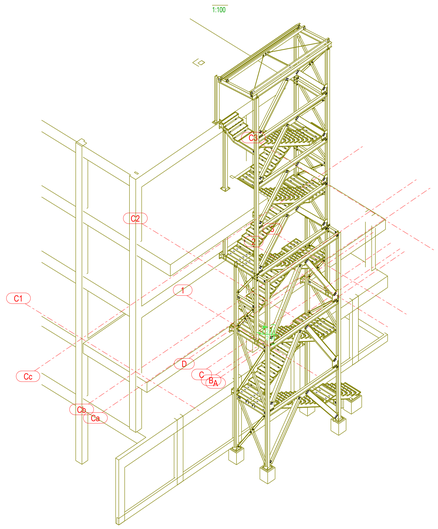


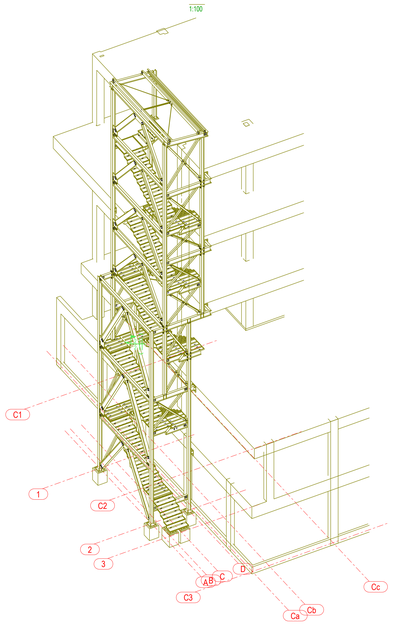


## CORTE C
ESC: 1:20

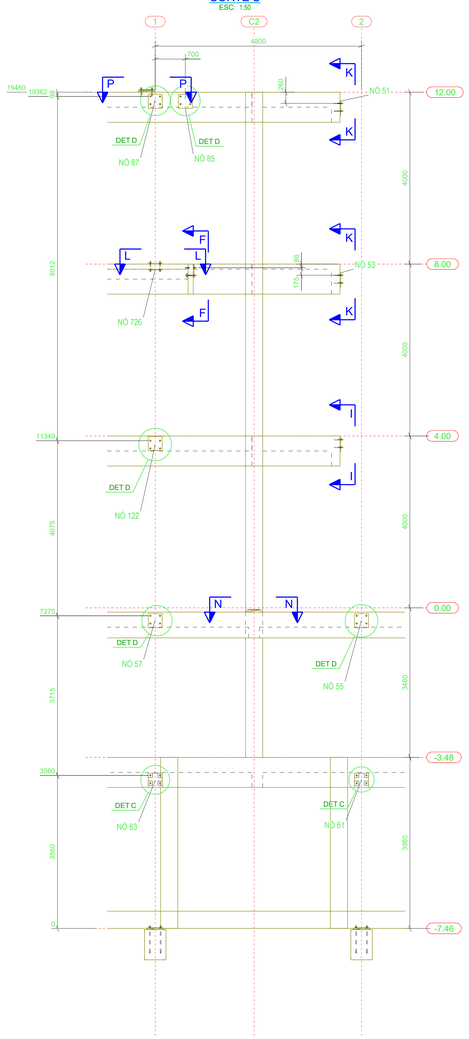


## CORTE I
ESC: 1:20

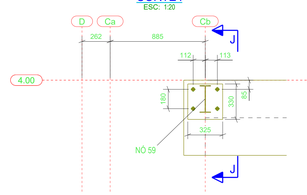


## CORTE K
ESC: 1:20

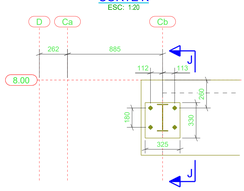


## CORTE J
ESC: 1:20

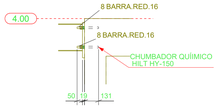


## CORTE F
ESC: 1:20

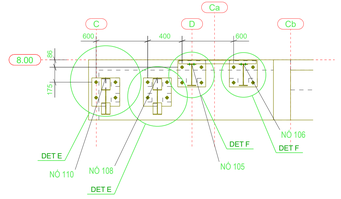


## DETAIL E
1:20

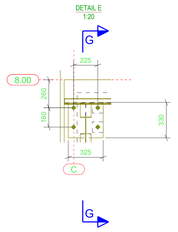


## DETAIL F
1:20

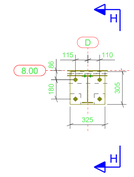


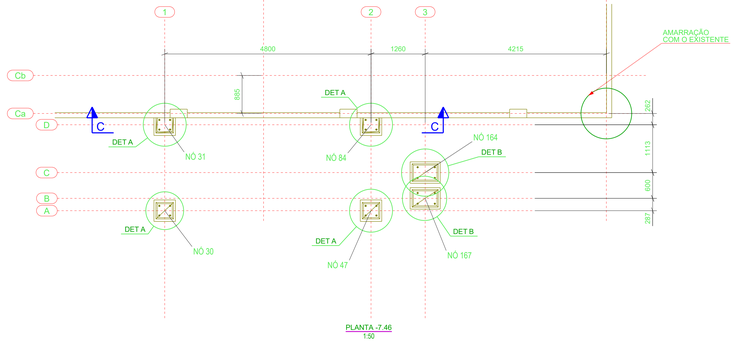


PLANTA -7.46
1:50

## CORTE L
ESC: 1:20

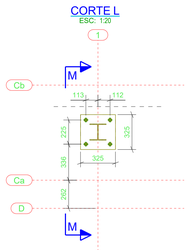


## CORTE M
ESC: 1:20

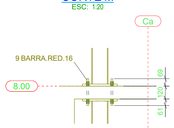


## DETAIL A
1:20

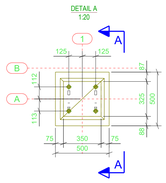


## DETAIL B
1:20

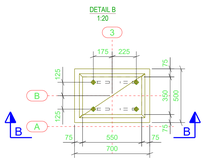


## DETAIL C
1:20

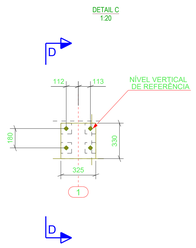


## DETAIL D
1:20

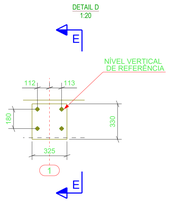


## CORTE N
ESC: 1:20

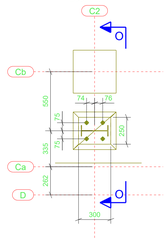


## CORTE A
ESC: 1:20

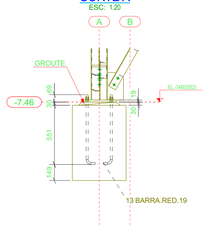


## CORTE B
ESC: 1:20

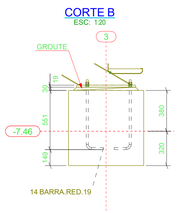


## CORTE D
ESC: 1:20

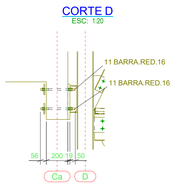


## CORTE E
ESC: 1:20

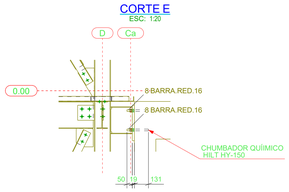


## CORTE O
ESC: 1:20

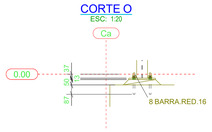


## CORTE G
ESC: 1:20

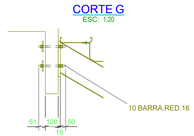


## CORTE H
ESC: 1:20




## CORTE P
ESC: 1:20

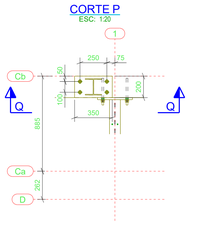


## CORTE Q
ESC: 1:20

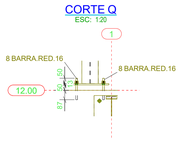


## RESUMO DE MATERIAIS - ESTRUTURAS METÁLICAS

| DESCRIÇÃO | COMPRIMENTO (m) | ESPECIFICAÇÃO | AREA PINTURA (m2) | PESO (kgf) |
|---|---|---|---|---|
| W250X32.7 | 22.359 | A572-GR.50 | 0.0 | 738.9 |
| W200X17.9 | 175.495 | A572-GR.50 | 10.5 | 4207.4 |
| W150X22.5 | 81.072 | A572-GR.50 | 1.2 | 2156.3 |
| U50X25X2 | 1.559 | A572-GR.50 | 0.0 | 2.8 |
| L76X4.8 | 56.309 | A36 | 0.0 | 689.5 |
| DEG13 | 7.205 | A572-42 | 1.7 | 335.4 |
| DEG11 | 7.998 | A572-42 | 1.5 | 323.5 |
| DEG10 | 1.000 | A572-42 | 0.0 | 10.6 |
| DEG8 | 1.000 | A572-42 | 0.2 | 44.7 |
| DEG7 | 1.000 | A572-42 | 0.0 | 12.5 |
| DEG5 | 1.000 | A572-42 | 0.2 | 47.9 |
| DEG3 | 94.001 | A572-42 | 7.1 | 1713.2 |
| D12.7 | 5.327 | A36 | 0.0 | 4.8 |
| CH50X350 | 0.400 | GROUT | 0.1 | 0.0 |
| CH30X410 | 1.220 | GROUT | 0.4 | 0.0 |
| CH30X385 | 1.540 | GROUT | 0.5 | 0.0 |
| CH30X260 | 0.260 | GROUT | 0.1 | 0.0 |
| CH13X410 | 1.931 | A36 | 0.0 | 61.7 |
| CH13X396 | 1.658 | A36 | 0.0 | 58.7 |
| CH13X395 | 0.820 | A36 | 0.0 | 28.6 |
| CH13X394 | 0.817 | A36 | 0.0 | 28.4 |
| CH10X325 | 14.864 | A36 | 0.1 | 372.5 |
| CHSX45 | 0.045 | A36 | 0.0 | 0.4 |
| CHSX50 | 0.498 | A36 | 0.0 | 1.1 |
| CH3X42 | 0.356 | A36 | 0.0 | 0.4 |
| C150X60X20X2 | 15.960 | A572-GR.50 | 0.0 | 74.4 |
| BARRA.RED.19 | 15.600 | A36 | 0.0 | 40.5 |
| BARRA.RED.16 | 17.000 | A36 | 0.1 | 50.6 |
| | | TOTAL | 23.7 | 11024.8 |

NOTAS GERAIS:

- NORMAS ADOTADAS
  - -NBR8800-PROJETOS E EXECUCAO DE ESTRUTURAS DE ACO PARA EDIFICIOS
  - -NBR6123-FORCAS DEVIDAS AO VENTO EM EDIFICACOES
  - -NBR8120-CARGAS PARA O CALCULO DE ESTRUTURAS DE EDIFICACOES
  - -NBR14323-DIMENSIONAMENTO DE ESTRUTURAS DE ACO EM SITUACACAO DE INCENDIO
  - -NBR14432-EXIGENCIA DE RESISTENCIA AO FOGO DE ELEMENTOS CONSTRUTIVOS DE EDIFICACOES
  - -AISC-AMERICAN INSTITUTE OF STEEL CONSTRUCTION LRFD, LOAD AND RESISTENCE FACTOR DISIGN
  - -AISI-AMERICAN IRON AND STEEL INSTITUTE, ASD-ALLOWABLE STRESS DESIGN

-MATERIAIS ESTRUTURAIS (EXCETO ONDE ONDE INDICADO)
- -CHAPAS E PERFIS DOBRADOS: ASTM A572-GR50 Fy=345MPa; Fu=430MPa
- -PERFIS LAMINADOS: ASTM A572-GR50 Fy=345MPa; Fu=430MPa
- -BARRAS REDONDAS: ASTM A-36, Fy=250MPa; Fu=400MPa
- -PARAFUSOS DE ALTA RESISTENCIA: ASTM A-325 GALV. A QUENTE Fyp=635MPa;Fup=825MPa

-MATERIAL PARA SOLDA
- PROCESSO COM ELETRODO REVESTIDO (SMAW) ; E7018-G Fw=4850kgf/cm2
- PROCESSO COM ARCO SUBMERSO (SAW) ; F72-EL12W Fw=4850kgf/cm2
- PROCESSO COM ARCO ARCO ELETRICO PROTEGIDO POR GAS (GMAW) ; ER70S-X Fw=4850kgf/cm2
- PROCESSO COM ARCO COM FLUXO NO NUCLEO (FCAW) ; E7XT-X Fw=4850kgf/cm2

-PROTECAO SUPERFICIAL
- JATEAMENTO AO METAL QUASE BRANCO PADRAO Sa 2.1/2 DA PETROBRAS
- PRIME/ACABAMENTO: TINTA A BASE DE RESINA POLIURETANO ACRILICO ALIFATICO DUPLA FUNÇÃO
- DUAS DEMAOS DE 60 MICRONS CADA.

-MATERIAIS ADJACENTES:
- PELE DE VIDRO DE VEDACAO: VIDRO ESPESSURA 10mm (ESTRUTURA SECUNDARIA DE FIXACAO DO
- VIDRO EXECUTADA POR EMPRESA ESPECIALIZADA-FORA DO ESCOPO DA ESTRUTURA METALICA)

-TESTES NAO DESTRUTIVOS
- NAO REQUERIDO

-TODAS AS MEDIDAS EM MILIMETRO OU POLEGADA
-BASES DE CONCRETO
- -FCKmin=30Mpa
- -POSICIONAMENTO DOS CHUMBADORES SEGUNDO TOLERANCIAS DE MONTAGEM
- -DISPOSICOES CONSTRUTIVAS CONFORME PROJETO DE LOCACAO E CARGAS

| REV. | DESCRIÇÃO | | EXEC. | VERIF. | APROV. |
|---|---|---|---|---|---|
| 01 | ACRÉSCIMO NÓS DA LOCAÇÃO | 23/11/21 | PAULO S. | PAULO S. | PAULO S. |

FERENGE Soluções em Estruturas Metálicas

| | | | |
|---|---|---|---|
| TITULO | DIAGRAMA DE MONTAGEM | PERSPECTIVA/CHUMBACAO | |
| CONTRATO | Trimble Brasil Ltda | | |
| ENGENHEIRO RESP. | | ENVIADO | |
| Nº CONTRATO | 1000 | ESCALA 1:20 1:25 | DIM. PRANCHA 1189x841 |
| DESENHO | [1] | Nº REVISAO 1 | |

Tekla Structures